Waste water drainage
PRODUCT LIST

CONNECT TO BETTER

Wavin Wadal
PVC Soil and Waste Fittings

Contents

1. Technical data	Page	3
2. Product range	Page	4
3. Built-in size	Page	9

1. Technical data

Material:
The Wadal soil and waste fitting range is made from unplasticized polyvinyl chloride (PVC-U).
Wall thickness: min. 3.2 mm

Jointing:
Solvent cement

Colour:
Light-grey – RAL 7037

Standard:
In accordance with KOMO – NEN 1329

2. Product range

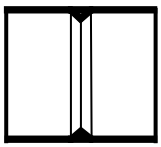

Coupler

ø	Article No.
32	3100003000
40	3100004000
50	3100005000
75	3100007000
90	3100009000
110	3100011000
125	3100012000
160	3100016000
200	3100020000
250	3100025000
315	310003100*

* Availability upon request

Repair coupler

ø	Article No.
32	3100103000
40	3100104000
50	3100105000
75	3100107000



Elbow 15° double socket

ø	Article No.
110	3101211001
125	3101212001

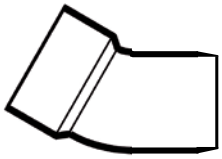

Elbow 22° socket/spigot

ø	Article No.
75	3101107002
110	3101111002*
125	3101112002

* Availability upon request

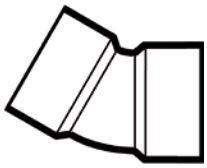

Elbow 22° double socket

ø	Article No.
75	3101207002*
110	3101211002*
125	3101212002*

* Availability upon request

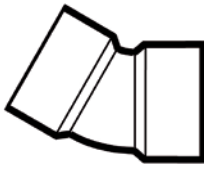

Elbow 30° double socket

ø	Article No.
110	3101211003
125	3101212003

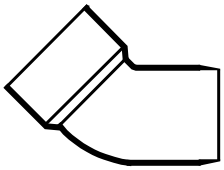

Elbow 45° socket / spigot

ø	Article No.
32	3101103004
40	3101104004
50	3101105004
75	3101107004
110	3101111004
125	3101112004
160	3101116004
200	3101120004

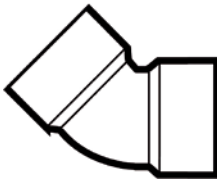

Elbow 45° double socket

ø	Article No.
32	3101203004
40	3101204004
50	3101205004
75	3101207004
90	3101209004
110	3101211004
125	3101212004
160	3101216004
200	3101220004

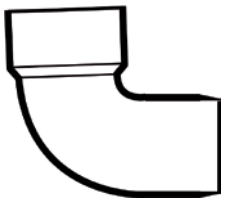

Elbow 88°
socket / spigot

ø	Article No.
32	3101103009
40	3101104009
50	3101105009
75	3101107009
110	3101111009
125	3101112009
160	3101116009
200	3101120009

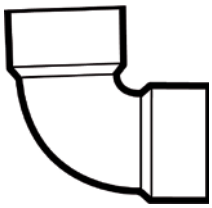

Elbow 88°
double socket

ø	Article No.
32	3101203009
40	3101204009
50	3101205009
75	3101207009
90	3101209009
110	3101211009
125	3101212009
160	3101216009
200	3101220009

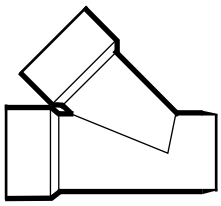

Tee 45°
2x socket / 1x spigot

ø	Article No.
32	3102103004
40	3102104004
50	3102105004
75	3102107004
110	3102111004
125	3102112004

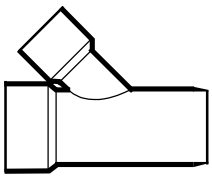

Reducing Tee 45°
2x socket / 1x spigot

ø	Article No.
75 /40	3102107044
75 /50	3102107054
110/40	3102111044
110/50	3102111054
110/75	3102111074
125/50	3102112054*
125/75	3102112074*
125 /110	3102112114*

* Availability upon request

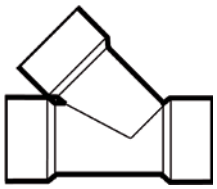

Tee 45°
3x socket

ø	Article No.
32	3102203004
40	3102204004
50	3102205004
75	3102207004
90	3102209004
110	3102211004
125	3102212004
160	3102216004
200	3102220004

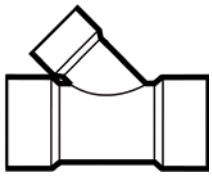

Reducing Tee 45°
3x socket

ø	Article No.
50 /40	3102205044
75 /40	3102207044
75 /50	3102207054
110/40	3102211044
110/50	3102211054
110/75	3102211074
125/40	3102212044
125/50	3102212054
125/75	3102212074
125 /110	3102212114
160 /110	3102216114
160 /125	3102216124

2. Product range

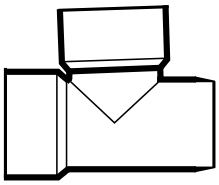

Tee 88°
2x socket / 1x spigot

ø	Article No.
32	3102103009
40	3102104009
50	3102105009
75	3102107009
90	3102109009
110	3102111009

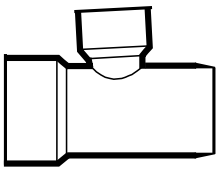

Reducing Tee 88°
2x socket / 1x spigot

ø	Article No.
75/40	3102107049*
75/50	3102107059
110/40	3102111049
110/50	3102111059
110/75	3102111079*
125/50	3102112059*

* Availability upon request

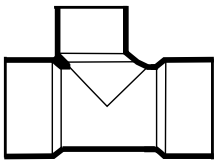

Swept Tee 90°
3x socket

ø	Article No.
32/32	3102603009
40/40	3102604009
50/50	3102605009
110/40	3102611049*
110/50	3102611059*
110/75	3102611079*
110/110	3102611009*
125/110	3102612119*
125/125	3102612009*
200/200	3102220009*

* Availability upon request

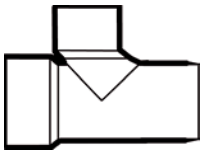

Swept Tee 90°
2x socket / 1x spigot

ø	Article No.
75/75	3102507009
110/75	3102511079*
110/110	3102511009
125/125	3102112009

* Availability upon request

Tee 88°
3x socket

ø	Article No.
32	3102203009
40	3102204009
50	3102205009
75	3102207009
90	3102209009
110	3102211009
125	3102212009
160	3102216009

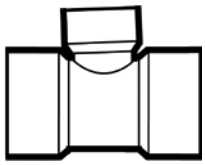

Reducing Tee 88°
3x socket

ø	Article No.
50 /40	3102205049
75 /40	3102207049
75 /50	3102207059
110/40	3102211049
110/50	3102211059
110/75	3102211079
125/40	3102212049
125/50	3102212059
125/75	3102212079
125 /110	3102212119
160 /110	3102216119
160 /125	3102216129

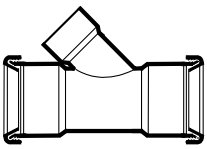

Reducing Tee 45°
2x rubber ring / 1x solvent cement socket

ø	Article No.
110/40	1112211044
110/50	1112211054
110/75	1112211074
125/50	1112212054
125/75	1112212074

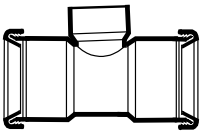

Reducing Tee 88°
2x rubber ring / 1x solvent cement socket

ø	Article No.
110/40	1112211049
110/50	1112211059
110/75	1112211079
125/40	1112212049
125/50	1112212059
125/75	1112212079

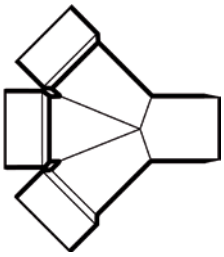

Double Socket Tee 45°
3x socket / 1x spigot

ø	Article No.
40	3102304004*
50	3102305004*
75	3102307004*
110	3102311004*
125	3102312004*

* Availability upon request

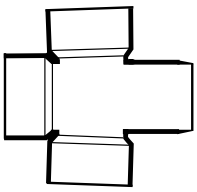

Double Socket Tee 88°
3x socket / 1x spigot

ø	Article No.
40	3102304009*
50	3102305009*
75	3102307009*
110	3102311009*
125	3102312009*

* Availability upon request

Eccentric reducers socket / spigot

ø	Article No.
40 /32	3104204030
50 /32	3104205030
50 /40	3104205040
75 /40	3104207040
75 /50	3104207050
90 /75	3104209070
110/40	3104211040
110/50	3104211050
110/75	3104211070
110/90	3104211090
125/40	3104212040
125/50	3104212050
125/75	3104212070
125 /110	3104212110
160 /110	3104216110
160 /125	3104216120

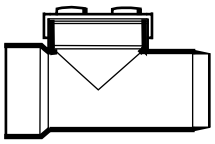

Access pipe with screw cover, socket / spigot, solvent cement

ø	Article No.
110	3102411000
125	3102412000
160	3102416000

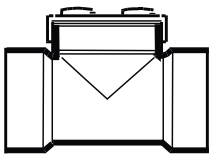

Access pipe with screw cover, socket / socket, solvent cement

ø	Article No.
75	3192407000*
110	3192411000
125	3192412000
160	3192416000*

* Availability upon request

2. Product range

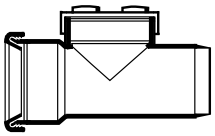

Access pipe with screw cover, socket / socket, solvent cement

ø	Article No.
110	1112411001
125	1112412001
160	1112416001

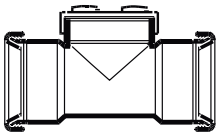

Access pipe with screw cover, socket / socket, rubber ring

ø	Article No.
110	1113411001
125	1113412001
160	1113416001*

* Availability upon request

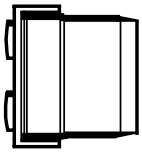

Endpieces with screw cover

ø	Article No.
32	3105103001
40	3102604000*
50/40	3105105001
75	3105107001
110	3105111001
125	3105112001
160	3105116001
200	3105220000
250	3105225000*

* Availability upon request



Caps for spigotted end

ø	Article No.
32	3105103000
40	3105104000
50	3105105000
75	3105107000
90	3105109000*
110	3105111000
125	3105112000
160	3105116000

* Availability upon request

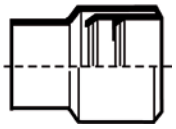

Transition pieces PVC / Metal

ø	Article No.
40/40	3104004000

Rubber transition pieces PVC / Metal

ø	Article No.
40/30	3199004000*
40-50/40	3199005040*
50/30	3199005000*
75/50	3199007000*

* Availability upon request

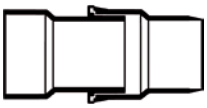

Expansion joint socket / spigot

ø	Article No.
40	3100304001
50	3100305001
75	3100307001
90	3100309001*
125	3100312001
160	3100316001*

* Availability upon request

3. Built-in sizes

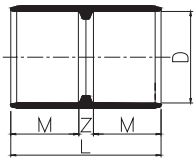

Coupler

ø	M	Z	L
32	22,5	4,5	49,5
40	26,5	5,5	59,5
50	31,5	5,5	68,5
75	44	5,5	93,5
90	51,5	5,5	108,5
110	53	5,5	111,5
125	58	5,5	121,5
160	68	5,5	141,5
200	60,3	5,4	126
250	110	10	230
315	73	4	150

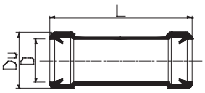

Repair Coupler

ø	Du	L
32	42	88
40	51	92
50	63	97
75	89	110

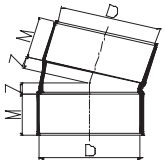

Elbow 15° double socket

ø	M	Z
110	53	14,5
125	41	15

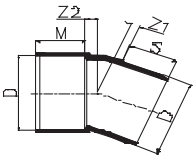

Elbow 22° socket / spigot

ø	M	S	Z1	Z2
75	44	43	11	10
110	61	62	11	16
125	69	69	23	32

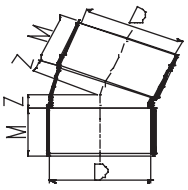

Elbow 22° double socket

ø	M	Z
75	43	12
110	61	18
125	68	20

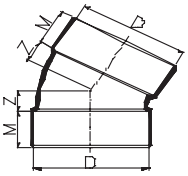

Elbow 30° double socket

ø	M	Z
110	53	29,5
125	48	28

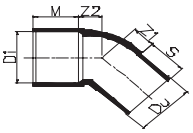

Elbow 45° socket / spigot

Di/Du	M	S	Z1	Z2
32	24	22,5	12,5	12,5
40	28	28	14,5	14,5
50	31,5	31,5	17	17
75	45	46	19	20
90	52	51,5	31	31
110	53	54	41	39
125	58	59	47	43
160	68	80	75	59
200	84	84	66	66

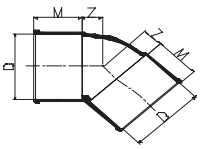

Elbow 45° double socket

ø	M	Z
32	24	12,5
40	26,5	14,5
50	31,5	17,5
75	45	20
90	52	31
110	53	39
125	58	43
160	68	55
200	85	65

3. Built-in sizes

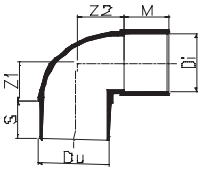

Elbow 88º
socket / spigot

ø	Di/Du	M	S	Z1	Z2
32	32	22,5	22,5	22	22
40	40	27	27	30	30
50	50	32	32	34,5	34,5
75	75	45	45	50	40
90	90	52	51,5	71	71,5
110	110	53	55,5	90	90
125	125	58	59	105	105
160	160	66	62	126	126
200	200	60	60	153	153

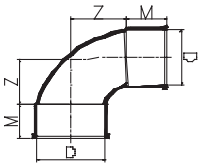

Elbow 88º
double socket

ø	M	Z
32	22,5	22
40	26,5	28
50	31,5	31
75	44	63
90	52	71
110	53	90
125	58	110
160	68	125
200	60	153

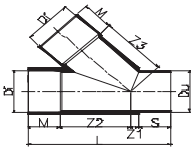

Tee 45º
2x socket / spigot

ø	Du	M	S	Z1	Z2/Z3	L
32	32	22	22	9	43	96
40	40	26,5	26,5	11,5	51,5	110
50	50	32	32	9	70	143
75	75	43,5	43,5	21,5	97,5	206
90	90	52	51,5	29,5	112	245
110	110	50	50	27	135	262
125	125	69	69	27	162	327

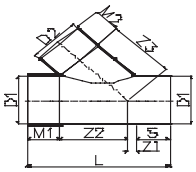

Reducing Tee 45º
2x socket / spigot

ø	D1	D2	M1	M2	S	Z1	Z2	Z3	L
75x40	75	40	44	26	44	-7	66	78	147
75x50	75	50	44	31	44	-	73	83	161
110x40	110	40	61	26	61	-24	84	103	181
110x50	110	50	61	31	61	-18	90	108	195
110x75	110	75	61	44	61	-	109	120	231
125x50	125	50	68	31	68	-28	100	116	208
125x75	125	75	69	44	71	-9	124	136	255
125x110	125	110	69	61	71	16	143	146	299

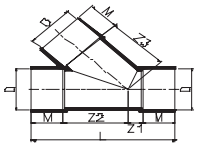

Tee 45º
3x socket

ø	M	Z1	Z2	Z3	L
32	22,5	11,5	41	41	97,5
40	26,5	11,5	51,5	51,5	116
50	32	15	63	63	142
75	43,5	21,5	97,5	97,5	206
90	52	29	112	112	245
110	53	28	138	138	272
125	61,5	31	157	157	311
160	68	40	196,5	196,5	372,5
200	86	72	234	252	478

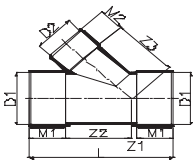

Reducing Tee 45º
3x socket

ø	D1	D2	M1	M2	Z1	Z2	Z3	L
50x40	50	40	32	27	10	58	56	130
75x40	75	40	43,5	26,5	6,5	80,5	87,5	174
75x50	75	50	43,5	31,5	6,5	80,5	82,5	174
110x40	110	40	53	27	-17	97	110	185
110x50	110	50	53	32	-8	104	115	202
110x75	110	75	53	45	10	122	128	238
125x40	125	40	61,5	27	-25	105	121	203
125x50	125	50	61,5	32	-18	112	126	217
125x75	125	75	61,5	45	0	130	139	253
125x110	125	110	58	53	22	147	150	285
160x110	160	110	64	50	8	162	176	298
160x125	160	125	65	53	12	178	190	320

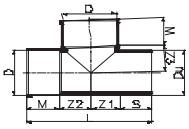

Tee 88°
2x socket / spigot

ø	Du	M	S	Z1	Z2	Z3	L
32	32	22	22	20	20	20	84*
40	40	26,5	26,5	26,5	23,5	23,5	105
50	50	31,5	31,5	28	28	28	119
75	75	45	45	40	45	45	175
90	90	52	51,5	68,5	46	48	218
110	110	61	61	55	63	63	240
125	125	60	60	95	65	97	280*
160	160	61	61	121	83	122	326

* swept type 90°

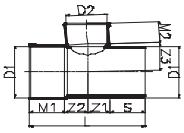

Reducing Tee 88°
2x socket / spigot

ø	D1	D2	M1	M2	S	Z1	Z2	Z3	L
50x40	50	40	32	28	32	27,5	27,5	26,5	119
75x40	75	40	44,5	27	44,5	57	39	47	185
75x50	75	50	44	31	44	27	29	41	144
110x40	110	40	61	26	61	22	25	59	169
110x50	110	50	61	31	61	27	30	59	179
110x75	110	75	61	44	61	38	43	59	203
125x40	125	40	61	27	61	96	65	73,5	283
125x50	125	50	61	32	61	96	65	74	283
125x75	125	75	61	44,5	61	96	65	74,5	283

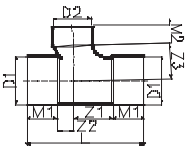

Swept Tee 90°
3x socket

ø	D1	D2	M1	M2	Z1	Z2	Z3	L
32x32	32	32	22	22	23	15	23	83
40x40	40	40	26,5	28,5	29	19	29	101
50x50	50	50	31,5	31,5	40	24	37	127
110x40	110	40	61	26	41	19	68	182
110x50	110	50	61	31	53	22	73	197
110x75	110	75	61	44	75	31	81	228
110x110	110	110	61	61	93	50	85	265
125x110	125	110	53	50	80	62	88	248
125x125	125	125	53	53	96	65	96	267
200x200	200	200	61	61	153	103	153	375

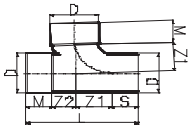

Swept Tee 90°
2x socket / spigot

ø	M	S	Z1	Z2	L
50x50	26	26	39	26	129
75x75	44	44	56	37	181
110x110	60,5	60,5	83	55	259

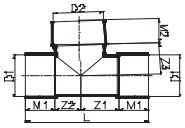

Tee 88°
3x socket

ø	M1	M2	Z1	Z2	L
32	22,5	24	17	24	86
40	26,5	29	23,5	23	105
50	32	28	28	28	120
75	45	45	45	41	176
90	52	68	46	68	218
110	53	62	60,5	60,5	228,5
125	58	67	68,5	68,5	251,5
160	68	86	89	89	311
200	86	137	102	120	411

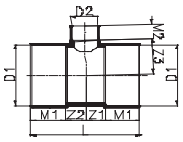

Reducing Tee 88°
3x socket

ø	D1	D2	M1	M2	Z1	Z2	Z3	L
50x40	50	40	32	28	27,5	27,5	26,5	119
75x40	75	40	45	27	27,5	27,5	45,5	145
75x50	75	50	45	32	27	32	40,5	149
110x40	110	40	53	27	29	31	63	166
110x50	110	50	53	32	34	36	63	176
110x75	110	75	53	45	47	49	65	202
125x40	125	40	61,5	27	29	32	70	184
125x50	125	50	61,5	32	34	37	71	194
125x75	125	75	61,5	45	47	50	72	220
125x110	125	110	58	53	62	61,5	68	239,5
160x110	160	110	68	53	61	63	86	260
160x125	160	125	65	53	61	77	89	
268								

3. Built-in sizes

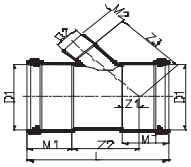

Reducing Tee 45°
2x rubber ring / 1x solvent cement socket

ø	M1	M2	Z1	Z2	Z3	L
110x40	65	27	-17	97	110	210
110x50	65	32	-8	104	115	226
110x75	65	45	10	122	128	262
125x40	71	27	-25	105	121	222
125x50	71	32	-18	112	126	236
125x75	71	45	0	130	139	272

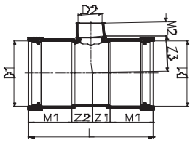

Reducing Tee 88°
2x rubber ring / 1x solvent cement socket

ø	M1	M2	Z1	Z2	Z3	L
110x40	65	27	29	31	63	190
110x50	65	32	34	36	63	200
110x75	65	45	47	49	65	226
125x40	71	27	29	32	70	203
125x50	71	32	34	37	71	213
125x75	71	45	47	50	72	239

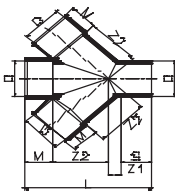

Double socket Tee 45°
3x socket / spigot

ø	M	S	Z1	Z2	L
40	27	29	11	51	118
50	32	32	17	63	144
75	43	43	25	93	204
110	61	61	36	136	294
125	61	61	41	156	319

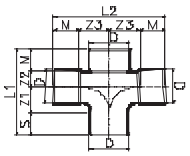

Double socket Tee 88°
3x socket / spigot

ø	Du	M	S	Z1	Z2	Z3	L
32	32	22	22	20	20	20	84*
40	40	26,5	26,5	26,5	23,5	23,5	105
50	50	31,5	31,5	28	28	28	119
75	75	45	45	40	45	45	175
90	90	52	51,5	68,5	46	48	218
110	110	61	61	55	63	63	240
125	125	60	60	95	65	97	280*
160	160	61	61	121	83	122	326

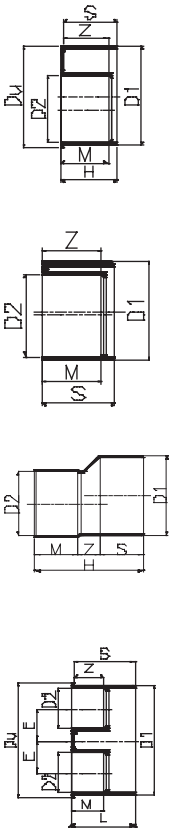

Eccentric Reducers
socket / spigot

ø	D1	D2	Du	M	S	Z	H	E	Type
40x32	40	32	-	22,5	26,5	-22,5	-	-	B
50x32	50	32	-	22,5	34	-22,5	-	-	B
50x40	50	40	-	26,5	31,5	-26,5	-	-	B
75x40	75	40	79	26,5	41	-23,3	44,2	-	A
75x50	75	50	79	31,5	41	-28,3	44,2	-	A
90x75	90	75	-	45	55	-45	-	-	B
110x40	110	40	114	26,5	50,2	-24,5	52,2	-	A
110x40*	110	40	114	26	50	-24,5	52	32	D
110x50	110	50	114	31,5	50,2	-29,5	52,2	-	A
110x50*	110	50	-	32	69	-32	-	27	D
110x75	110	75	114	43,5	50,2	-41,5	52,2	-	A
110x90	110	90	114	48,2	50,2	-46,2	52,2	-	A
125x40	125	40	129	29,5	52,8	-26,3	56	-	A
125x50	125	50	129	31,5	52,8	-28,3	56	-	A
125x75	125	75	129	43,5	52,8	-40,3	56	-	A
125x110	125	110	129	50	52,8	-46,8	56	-	A
160x110	160	110	-	53	72	-53	-	-	B
160x125	160	125	-	61,5	72	-61,5	-	-	B
200x160**	200	160	-	89	90	46	225	-	C

* Reducer 2 x 50 mm

** Version eccentric reducer

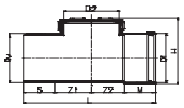

Access pipe with screw cover, socket / spigot, sovent cement

ø	M	S	Z1	Z2	L	H
110	53	67	64,5	68	252,5	149
125	61,5	76,5	72	71,5	281,5	167
160	68	88	95	104	355	217

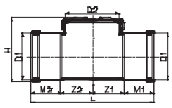

Access pipe with screw cover, socket / socket, sovent cement

ø	M1	M2	Z1	Z2	L	H
75	43	43	39	39	164	107
110	50,7	48	52,1	56,6	207,4	157
125	52,5	52,5	68	68	241	171
160	61	61	102,5	102,5	327	214

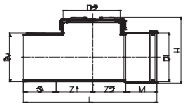

Access pipe with screw cover, socket / spigot, rubber ring

ø	D1	D2	Du	Z1	Z2	M	S	L	H
110	110	109	110	68	65	65	67	264	156
125	125	124	125	75	72	65	73	285	167
160	160	160	160	104	95	87	88	374	223

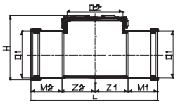

Access pipe with screw cover, socket / socket, rubber ring

ø	D1	D2	Z1	Z2	M1	M2	L	H
110	110	109	65	65	65	65	260	165
125	125	124	72	72	65	65	274	172
160	160	160	95	95	87	87	364	223

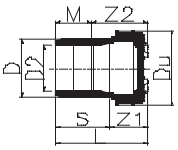

Endpieces with screw cover

ø	D	D2	Du	Z1	Z2	M	S	L
32	32	-	39	9	-	-	15	24
40	40	-	47	9	-	-	16	25
50/40	50	40	66	28	41	27	40	68
75	75	-	93	30	-	-	46	75
90	90	-	100	24	-	-	30	54
110	110	-	130	38	-	-	67	105
125	125	-	145	39	-	-	73	112
160	160	-	187	41	-	-	88	129
200	200	-	216	26	-	-	80	106
250	250	-	262	21	-	-	90	111

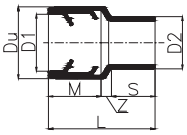

Transition pieces PVC / Metal

ø	Du	D1	D2	M	S	Z	L
40/40	55	44	40	36	30	7	73

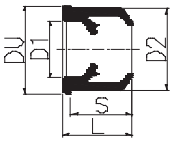

Rubber transition pieces PVC / Metal

ø	D1	D2	Du	S	L
40/30	34	40,4	44	25	29
50/30	35	50,4	54	31	35
50/40	44	50,4	54	29	33
75/50	50	75	80	42	47

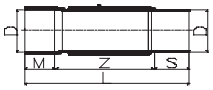

Expension joint, socket / spigot

ø	M	S	Z	L
50	32	46,8	141,9	219,9
75	45	52,2	145,3	242,5
90	46	46	178	270
110	53	67	128	248
125	72	73	142,8	287,8
160	86	87	211	384

Notes

CONNECT TO BETTER

Notes

Discover our broad portfolio at
www.wavinoverseas.com
www.wavin.ae
www.wavin.asia

Water management | Heating and cooling | Water and gas distribution
Waste water drainage | Cable ducting

Connect to better at:

- www.wavinoverseas.com *or*
- www.wavin.ae for Middle East & North Africa
- www.wavin.asia for Asia Pacific

Wavin operates a programme of continuous product development, and therefore reserves the right to modify or amend the specification of their products without notice. All information in this publication is given in good faith, and believed to be correct at the time of going to press. However, no responsibility can be accepted for any errors, omissions or incorrect assumptions. Users should satisfy themselves that products are suitable for the purpose and application intended.

wavin
CONNECT TO BETTER

1503 15-078 - March 2015